



Introductory sub-table (I)(a) -													POST ISSUE					
Name of the Company: South West Pinnacle Exploration Limited																		
Scrip Code, Name of the scrip, class of security : EQUITY																		
As on : 15.02.2018																		
Table I - Summary Statement holding of specified securities																		
Category	Category of shareholder	Nos. of shareholders	No. of fully paid up equity shares held	No. of Partly paid-up equity shares held	No. of shares underlying Depository Receipts	Total nos. shares held	Shareholding as a % of total no. of shares (calculated as per SCRR, 1957) As a % of (A+B+C2)	Number of Voting Rights held in each class of securities			No. of Shares Underlying Outstanding convertible securities (including Warrants)	Shareholding, as a % assuming full conversion of convertible securities (as a percentage of diluted share capital) As a % of (A+B+C2)	Number of Locked in shares		Number of Shares pledged or otherwise encumbered		Number of equity shares held in dematerialized form	
								No of Voting Rights					Total as a % of (A+B+C)	No. (a)	As a % of total Shares held (b)	No. (a)		As a % of total Shares held (b)
								Class: Equity Shares	Class: NIL	Total								
(I)	(II)	(III)	(IV)	(V)	(VI)	(VII)=(IV)+(V)+(VI)	(VIII)	(IX)			(X)	(XI)=(VII)+(X)	(XII)		(XIII)		(XIV)	
(A)	Promoter & Promoter Group	7	9300000	0	0	9300000	66.66	9300000	0	9300000	66.66	0	66.66	9300000	100.00	0	0.00	9300000
(B)	Public	1040	4651200	0	0	4651200	33.34	4651200	0	4651200	33.34	0	33.34	1336000	28.72	NA	NA	4651200
(C)	Non Promoter- Non Public							0	0	0	0.00					NA	NA	
(C1)	Shares underlying DRs	0	0	0	0	0	NA	0	0	0	0.00	0	0.00	0	0.00	NA	NA	
(C2)	Shares held by Employee Trusts	0	0	0	0	0	0.00	0	0	0	0.00	0	0.00	0	0.00	NA	NA	
	Total	1047	13951200	0	0	13951200	100.00	13951200	0	13951200	100.00	0	100.00	10636000	76.24	0	0.00	13951200



Table II - Statement showing shareholding pattern of the Promoter and Promoter Group

Category & Name of the Shareholders	PAN	No. of shareholder	No. of fully paid up equity shares held	Partly paid-up equity shares held	Nos. of shares underlying Depository Receipts	Total nos. shares held	Shareholding % calculated as per SCRR, 1957 As a % of (A+B+C2)	Number of Voting Rights held in each class of securities			No. of Shares Underlying Outstanding convertible securities (including Warrants)	Shareholding, as a % assuming full conversion of convertible securities (as a percentage of diluted share capital) as a % of A+B+C2	Number of Locked in shares		Number of Shares pledged or otherwise encumbered		Number of equity shares held in dematerialized form	
								No of Voting Rights		Total as a % of Total Voting rights			No. (a)	As a % of total Shares held (b)	No. (a)	As a % of total Shares held (b)		
								Class: Equity Shares	Class: NIL									Total
(I)	(II)	(III)	(IV)	(V)	(VI)	(VII)=(IV)+(V)+(VI)	(VIII)	(IX)			(X)	(XI)=(VII)+(X)	(XII)		(XIII)		(XIV)	
(1) Indian																		
(a) Individuals/Hindu undivided Family		7	9300000	0	0	9300000	66.66	9300000	0	9300000	66.66	0	66.66	9300000	100.00	0	0.00	9300000
VIKAS JAIN	ACUPJ1235E		3810000	0	0	3810000	27.31	3810000	0	3810000	27.31	0	27.31	3810000	100.00	0	0.00	3810000
PIYUSH JAIN	ADIPJ8400G		2290000	0	0	2290000	16.41	2290000	0	2290000	16.41	0	16.41	2290000	100.00	0	0.00	2290000
GAJRAJ JAIN	AABHG3653A		2300000	0	0	2300000	16.49	2300000	0	2300000	16.49	0	16.49	2300000	100.00	0	0.00	2300000
RUCHI JAIN	ACWPJ4128L		430000	0	0	430000	3.08	430000	0	430000	3.08	0	3.08	430000	100.00	0	0.00	430000
RACHNA JAIN	AJUPK6225C		430000	0	0	430000	3.08	430000	0	430000	3.08	0	3.08	430000	100.00	0	0.00	430000
VIKAS JAIN	AAKHV2350L		30000	0	0	30000	0.22	30000	0	30000	0.22	0	0.22	30000	100.00	0	0.00	30000
KASVI JAIN	BJAPJ4591F		10000	0	0	10000	0.07	10000	0	10000	0.07	0	0.07	10000	100.00	0	0.00	10000
(b) Central Government/ State Government(s)		0	0	0	0	0	0.00	0	0	0	0.00	0	0.00	0	0.00	0	0.00	0
(c) Financial Institutions/ Banks		0	0	0	0	0	0.00	0	0	0	0.00	0	0.00	0	0.00	0	0.00	0
(d) Any Other (specify)		0	0	0	0	0	0.00	0	0	0	0.00	0	0.00	0	0.00	0	0.00	0
		0	0	0	0	0	0.00	0	0	0	0.00	0	0.00	0	0.00	0	0.00	0
Sub-Total (A)(1)		7	9300000	0	0	9300000	66.66	9300000	0	9300000	66.66	0	66.66	9300000	100.00	0	0.00	9300000



(2) Foreign																			
Individuals (Non-Resident Individuals/ Foreign Individuals)																			
(a)	0	0	0	0	0	0.00	0	0	0	0.00	0	0.00	0	0.00	0	0.00	0	0.00	0
(b) Government	0	0	0	0	0	0.00	0	0	0	0.00	0	0.00	0	0.00	0	0.00	0	0.00	0
(c) Institutions	0	0	0	0	0	0.00	0	0	0	0.00	0	0.00	0	0.00	0	0.00	0	0.00	0
(d) Foreign Portfolio Investor	0	0	0	0	0	0.00	0	0	0	0.00	0	0.00	0	0.00	0	0.00	0	0.00	0
(f) Any Other (specify)	0	0	0	0	0	0.00	0	0	0	0.00	0	0.00	0	0.00	0	0.00	0	0.00	0
Sub-Total (A)(2)	0	0	0	0	0	0.00	0	0	0	0.00	0	0.00	0	0.00	0	0.00	0	0.00	0
Total Shareholding of Promoter and Promoter Group (A)= (A)(1)+(A)(2)	7	9300000	0	0	9300000	66.66	9300000	0	9300000	66.66	0	66.66	9300000	100.00	0	0.00	9300000		




Table III - Statement showing shareholding pattern of the Public shareholder																			
	Category & Name of the Shareholders	PAN	No. of shareholder	No. of fully paid up equity shares held	Partly paid-up equity shares held	Nos. of shares underlying Depository Receipts	Total nos. shares held	Shareholding % calculated as per SCRR, 1957 As a % of (A+B+C2)	Number of Voting Rights held in each class of securities			No. of Shares Underlying Outstanding convertible securities (including Warrants)	Shareholding, as a % assuming full conversion of convertible securities (as a percentage of diluted share capital) as a % of A+B+C2	Number of Locked in shares		Number of Shares pledged or otherwise encumbered		Number of equity shares held in dematerialized form	
									No of Voting Rights					Total as a % of Total Voting rights	No. (a)	As a % of total Shares held (b)	No. (a)		As a % of total Shares held (b)
									Class: Equity Shares	Class: NIL	Total								
(I)	(II)	(III)	(IV)	(V)	(VI)	(VII)=(IV)+(V)+(VI)	(VIII)	(IX)			(X)	(XI)=(VII)+(X)	(XII)		(XIII)		(XIV)		
(1)	Institutions																		
(a)	Mutual Funds/		2	1392000	0	0	1392000	9.98	1392000	0	1392000	9.98	0	9.98	1281600	92.07	NA	1392000	
	HSBC MIDCAP EQUITY FUND	AAATH2467G		1281600	0	0	1281600	9.19	1281600	0	1281600	9.19	0	9.19	1281600	100.00	NA	1281600	
(b)	Venture Capital Funds		0	0	0	0	0	0.00	0	0	0	0.00	0	0.00	0	0.00	NA	0	
(c)	Alternate Investment Funds		3	368000	0	0	368000	2.64	368000	0	368000	2.64	0	2.64	38400	10.43	NA	368000	
	IA DIVERSIFIED FUND	AABTI5041G		160000	0	0	160000	1.15	160000	0	160000	1.15	0	1.15	0	0.00	NA	160000	
	EW CLOVER SCHEME	AAATE6324K		160000	0	0	160000	1.15	160000	0	160000	1.15	0	1.15	0	0.00	NA	160000	
(d)	Foreign Venture Capital Investors		0	0	0	0	0	0.00	0	0	0	0.00	0	0.00	0	0.00	NA	0	
(e)	Foreign Portfolio Investors		4	163200	0	0	163200	1.17	163200	0	163200	1.17	0	1.17	0	0.00	NA	163200	
(f)	Financial Institutions/ Banks		0	0	0	0	0	0.00	0	0	0	0.00	0	0.00	0	0.00	NA	0	
(g)	Insurance Companies		0	0	0	0	0	0.00	0	0	0	0.00	0	0.00	0	0.00	NA	0	
(h)	Provident Funds/ Pension Funds		0	0	0	0	0	0.00	0	0	0	0.00	0	0.00	0	0.00	NA	0	
(i)	Any Other (specify)		1	33600	0	0	33600	0.24	33600	0	33600	0.24	0	0.24	0	0.00	NA	33600	
1	Foreign Institutional Investors		1	33600	0	0	33600	0.24	33600	0	33600	0.24	0	0.24	0	0.00	NA	33600	
	Sub-Total (B)(1)		10	1956800	0	0	1956800	14.03	1956800	0	1956800	14.03	0	14.03	1320000	67.46	NA	1956800	
(2)	Central Government/ State Government(s)/ President of India		0	0	0	0	0	0.00	0	0	0	0.00	0	0.00	0	0.00	NA	0	
	Sub-Total (B)(2)		0	0	0	0	0	0.00	0	0	0	0.00	0	0.00	0	0.00	NA	0	



(3) Non-institutions																		
Individuals																		
(a)	i. Individual shareholders holding nominal share capital up to Rs. 2 lakhs.		1013	1968000	0	0	1968000	14.11	1968000	0	1968000	14.11	0	14.11	16000	0.81	NA	1968000
	ii. Individual shareholders holding nominal share capital in excess of Rs. 2 lakhs.		11	230400	0	0	230400	1.65	230400	0	230400	1.65	0	1.65	0	0.00	NA	230400
(b)	NBFCs registered with RBI		2	220800	0	0	220800	1.58	220800	0	220800	1.58	0	1.58	0	0.00	NA	220800
	IIFL WEALTH FINANCE LIMITED	AABCC3347E		158400	0	0	158400	1.14	158400	0	158400	1.14	0	1.14	0	0.00	NA	158400
(c)	Employee Trusts		0	0	0	0	0.00	0	0	0	0	0.00	0	0.00	0	0.00	NA	0
(d)	Overseas Depositories (holding DRs) (balancing figure)		0	0	0	0	0.00	0	0	0	0	0.00	0	0.00	0	0.00	NA	0
(e)	Any Other (specify)		4	275200	0	0	275200	1.97	275200	0	275200	1.97	0	1.97	0	0.00	NA	275200
1	Bodies Corporates		4	275200	0	0	275200	1.97	275200	0	275200	1.97	0	1.97	0	0.00	NA	275200
	PANTOMATH STOCK BROKERS PRIVATE LIMITED	AAHCP6713F		235200	0	0	235200	1.69	235200	0	235200	1.69	0	1.69	0	0.00	NA	235200
	Sub-Total (B)(3)		1030	2694400	0	0	2694400	19.31	2694400	0	2694400	19.31	0	19.31	16000	0.59	NA	2694400
	Total Public Shareholding (B)= (B)(1)+(B)(2)+(B)(3)		1040	4651200	0	0	4651200	33.34	4651200	0	4651200	33.34	0	33.34	1336000	28.72	NA	4651200



Table IV - Statement showing shareholding pattern of the Non Promoter- Non Public shareholder

	Category & Name of the Shareholders	PAN	No. of shareholder	No. of fully paid up equity shares held	Partly paid-up equity shares held	Nos. of shares underlying Depository Receipts	Total nos. shares held	Shareholding % calculated as per SCRR, 1957 As a % of (A+B+C2)	Number of Voting Rights held in each class of securities			No. of Shares Outstanding convertible securities (including Warrants)	Shareholding, as a % assuming full conversion of convertible securities (as a percentage of diluted share capital) as a % of A+B+C2	Number of Locked in shares		Number of Shares pledged or otherwise encumbered		Number of equity shares held in dematerialized form	
									No of Voting Rights					Total as a % of Total Voting rights	No. (a)	As a % of total Shares held (b)	No. (a)		As a % of total Shares held (b)
									Class: Equity Shares	Class: NIL	Total								
(I)	(II)	(III)	(IV)	(V)	(VI)	(VII)=(IV)+(V)+(VI)	(VIII)	(IX)			(X)	(XI)=(VII)+(X)	(XII)		(XIII)		(XIV)		
(1)	Custodian/DR Holder		0	0	0	0	0	0.00	0	0	0	0.00	0	0.00	0	0.00	0	0.00	0
(a)	Name of DR Holder (if available)																		
(2)	Employee Benefit Trust (under SEBI (Share based Employee Benefit) Regulations, 2014)		0	0	0	0	0	0.00	0	0	0	0.00	0	0.00	0	0.00	0	0.00	0
(a)																			
	Total Non-Promoter- Non Public Shareholding (C)= (C)(1)+(C)(2)		0	0	0	0	0	0.00	0	0	0	0.00	0	0.00	0	0.00	0	0.00	0

